

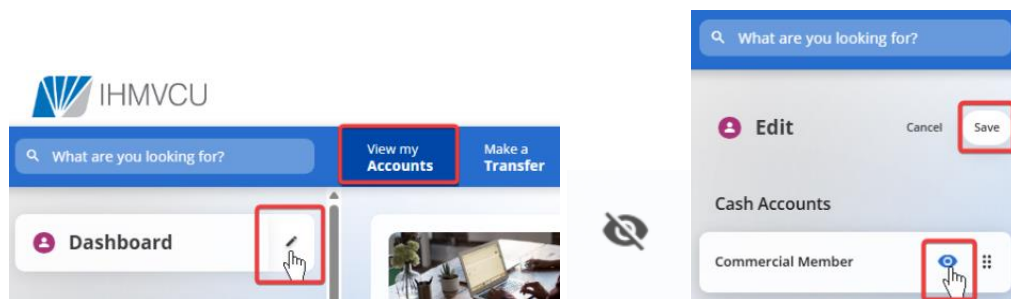
Customize Your Accounts

Hide or Show Accounts

Want a cleaner view? You're in control.

1. Go to **View My Accounts**
2. Click the **pencil icon** next to your dashboard
3. Select the **eye icon** to hide an account
 - a. A line through the eye means it's hidden
4. Click **Save**

Your dashboard will refresh and the account will no longer appear.

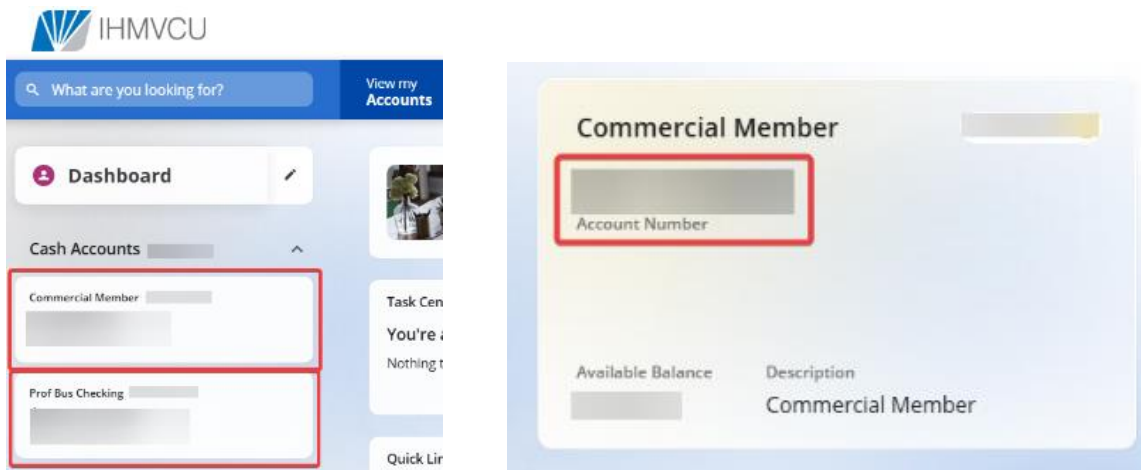


Find Your Account Number

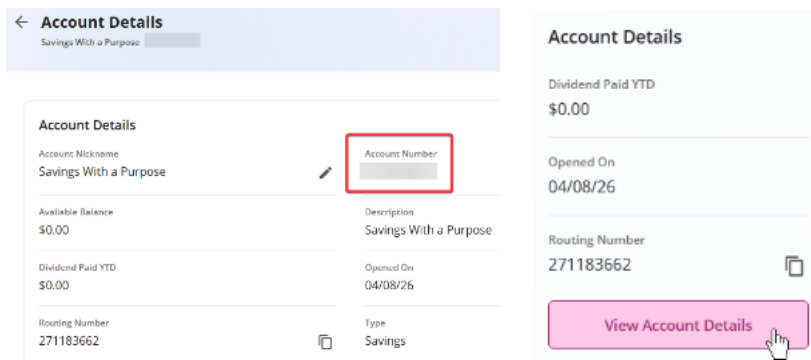
Need your account number? It's easy to find.

1. Go to **View My Accounts**
2. Click on an account on the left side to expand it
3. Select **View Account Details**

Your account number will be listed right there.



Your account number is also listed under **Account Details** on that same screen. Just select **View Account**.



Rename Your Accounts

Give your accounts names that actually make sense to you.

1. Go to **View My Accounts**
2. Select the account you want to update
3. Click **View Account Details**
4. Tap the **pencil icon**
5. Enter your new nickname and click **Update**

Now your accounts are labeled your way.

